

# Payment of Electricity Bill through BHIM (Bharat Interface for Money) App

MPMKVVCL has extended the provisions for Online payment of Electricity bills by integration with BHIM (Bharat Interface for Money) App. The facility is currently available for Urban consumers. The SoP of payment is shown below:

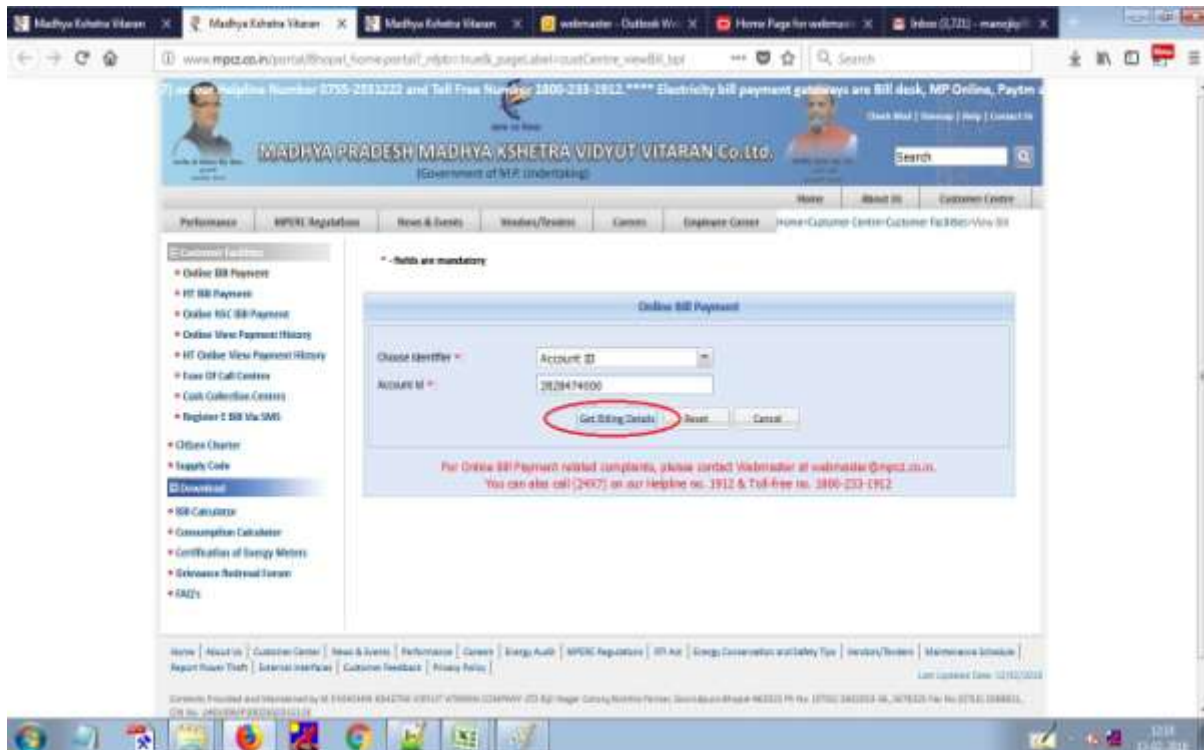
1. Go to [www.mpcz.co.in](http://www.mpcz.co.in) Portal and click on view/pay your bill as indicated below:



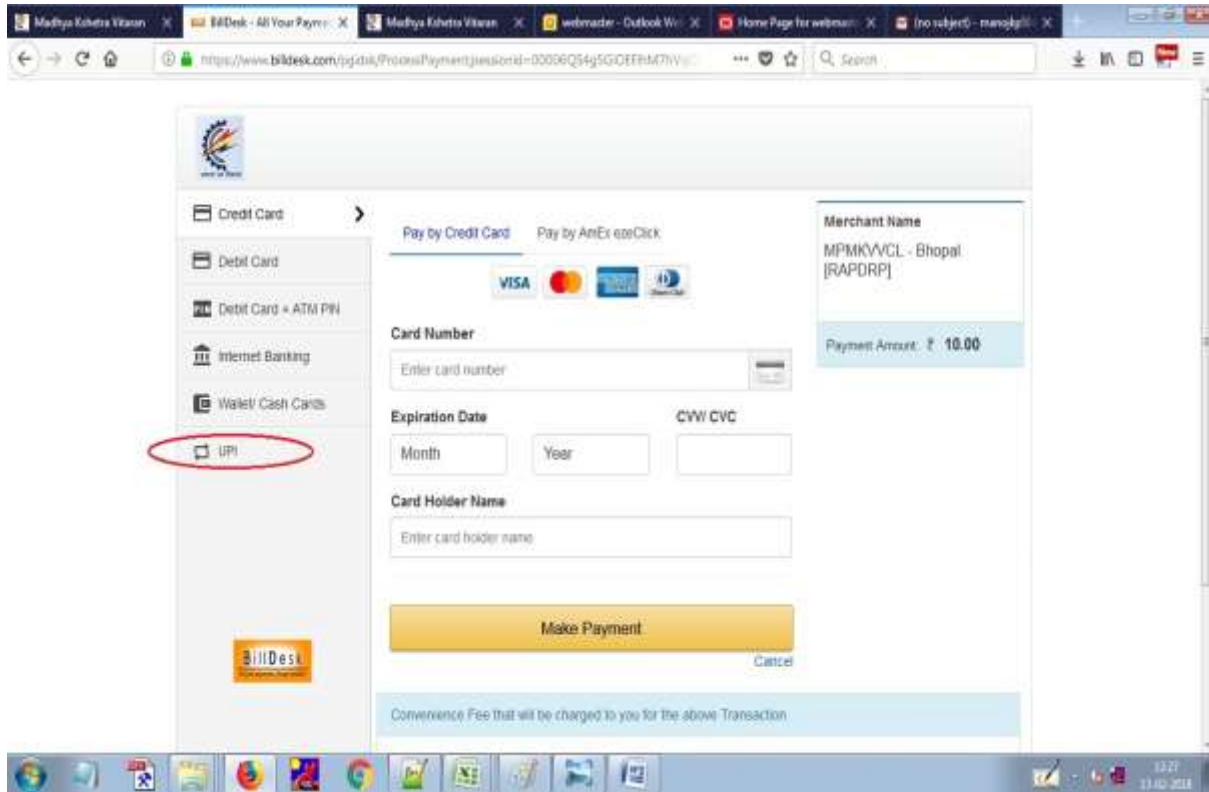
2. The Payment window will appear as below:



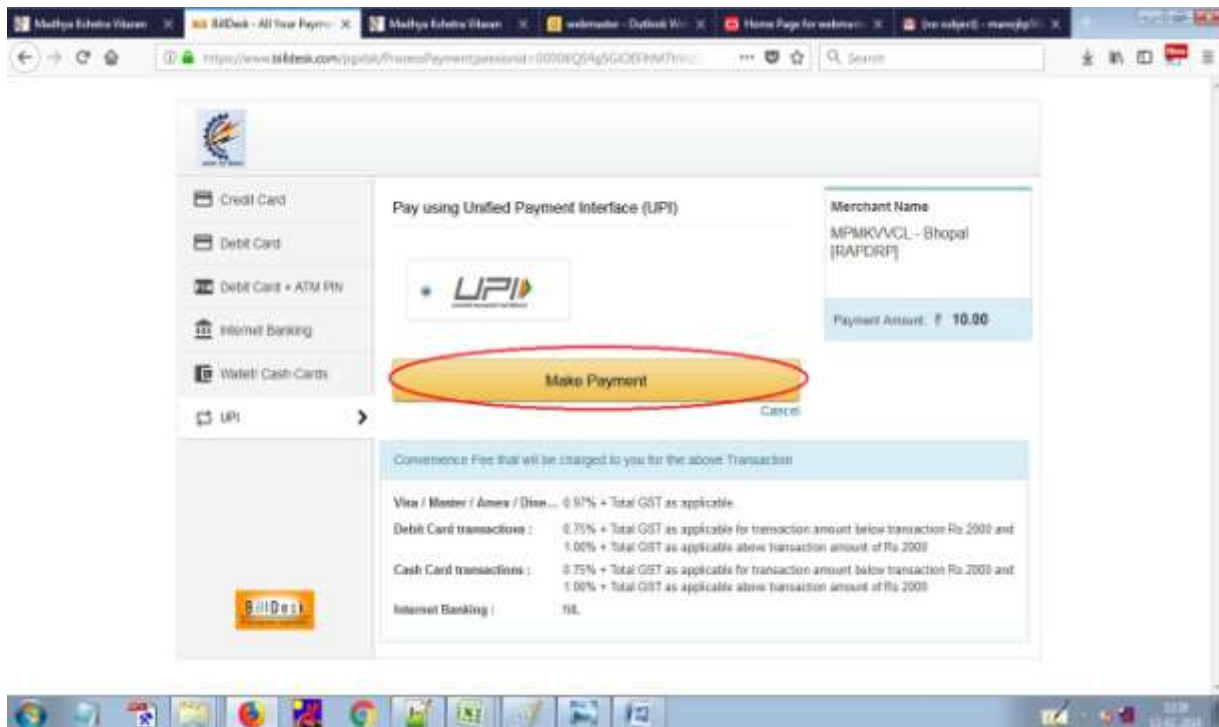
3. Select identifier as Account ID and enter Account ID Number and click on Get billing Details:



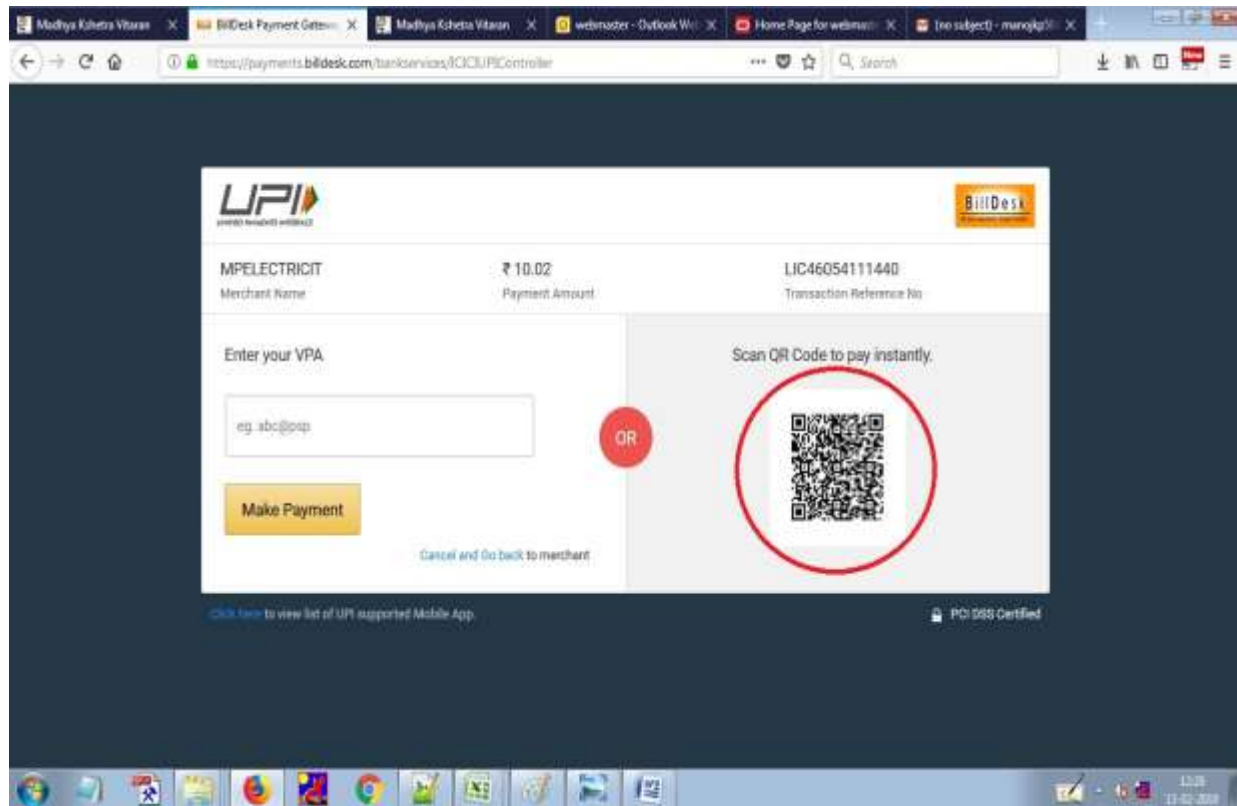
4. Among various options, the option as UPI is available to make payment:



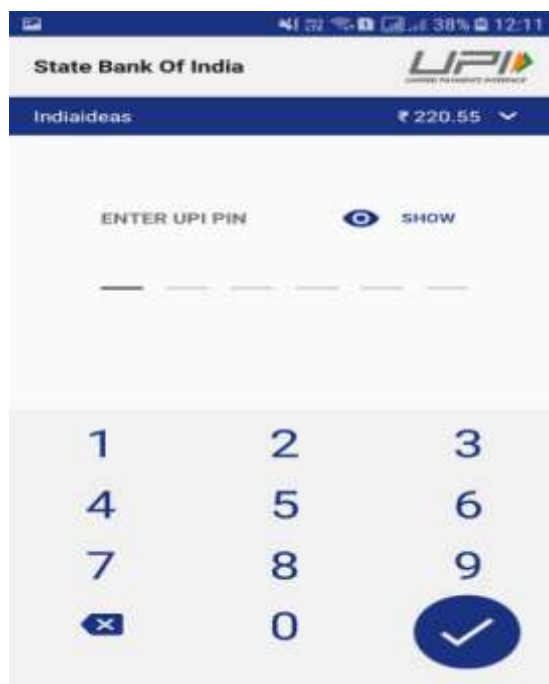
5. Click on Make Payment. The payment amount along with applicable charges will be displayed:



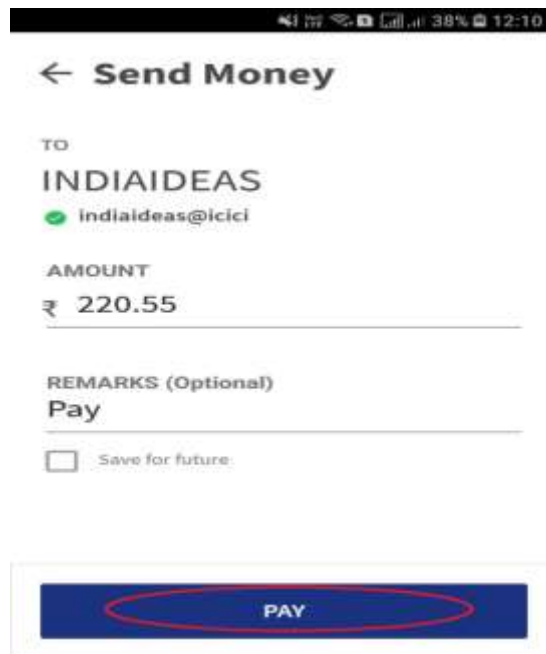
6. The QR code will be displayed. Scan the QR code through BHIM app:



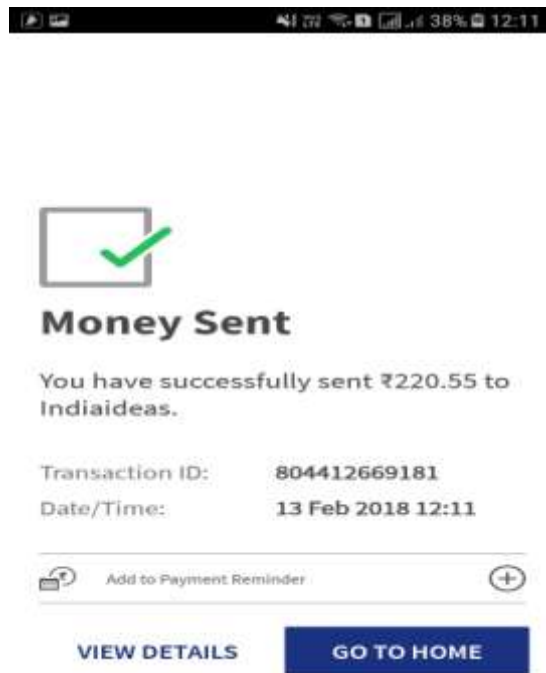
7. Enter your UPI pin into the space provided in BHIM Mobile App:



8. Now click on PAY button for payment:



9. On successful payment the message will be displayed in BHIM Mobile app.



10. On successful payment, the Online Receipt with Transaction number will be generated on MPCZ portal.

The screenshot shows a web browser window displaying an online payment receipt. The browser's address bar shows the URL: www.mpcz.com/onlinePaymentReceipt.jsp. The page title is "Online Energy Bill Payment Receipt".

The receipt header features the logo of Madhya Pradesh Madhya Kshetra Vidyut Vitaran Company Ltd. (Government of M.P. Undertaking) on the left and the company name on the right.

The main content of the receipt is organized into two tables:

Sr. No./ क्र. सं.	Account ID/ खाता सं.	Customer Name/ ग्राहक का नाम	Amount(Rs./₹)
1	381847600	HEMA KASHI R. KASHI	00000220.00
<b>Total(Rs./₹)</b>			<b>220.0</b>

Payment Ref. No./ भुगतान सं.	TX051821	Acknowledgment No. / रसीद सं.	LIC48054032159
Transaction Ref. No./ लेन-देन सं.	LIC4805403096	City/ शहर	BHOPAL
Payment Type/ भुगतान विधि	Regular	Payment Mode/ भुगतान विधि	Online
Due Date/ दिनांक	18-FEB-2018	Bill Month/ बिल माह	FEB-2018
Bank Ref. No./ बैंक सं.	894412969180	Bank Id/ बैंक आईडी	IC4
Transaction Date & Time/ लेन-देन तिथि व समय	13-02-2018 12:49:12	Transaction Status/ लेन-देन स्थिति	Success

Below the second table, there is a button labeled "Save/Print Receipt".

The Windows taskbar at the bottom shows the system tray with the date and time: 13-02-2018, 13:01.